

Pumice







| | |
|---------|------------|
| Isokern | 4.2 |
| Ceramic | 4.8 |

Isokern

Suitable for: Woodburning, Solid Fuel, Gas & Oil

Designation Number: DM system – T450 N1 D 3 G(00), Liner system – T600 N2 D 3 G

| Condensing | Locking Bands Req. | Locking Bands Inc. | Distance to Combustibles | Material | Insulation Thickness | Manufacturer | Manufactured in the UK | Warranty |
|------------|----------------------------|--------------------|---|----------|----------------------|--------------|------------------------|----------|
| X | ✓ Only for Bends | X | 0 on straight systems with ventilated terminal, 38mm on offset & unventilated systems | Pumice | – | Schiedel | X | 10 years |

| Product Description | Diameter | Part No. | Price |
|---|---|----------------|----------------|
| Liner & Accessories | | | |
|  Stainless Steel Adaptor Adaptor from connecting flue pipe to Support Block | 125mm | 40U00130 | £65.28 |
| | 150mm | 40U00150 | £72.89 |
| | 175mm | 40U00175 | £105.23 |
| | 200mm | 40U00200 | £80.29 |
| | 225mm | 40U00225 | £124.11 |
| | 250mm | 40U00250 | £165.27 |
|  Increasing Stainless Steel Adaptor Increasing Adaptor from connecting flue pipe to Liner Support Block | 125 – 150mm | 40I125150 | £81.64 |
| | 150 – 175mm | 40I150175 | £92.75 |
| | 150 – 200mm | 40I150200 | £92.75 |
| | 175 – 200mm | 40I175200 | £92.75 |
| | 200 – 225mm | 40I200225 | £106.58 |
|  Liner Support Block Square Support Block with lower spigot for Adaptor connection | 150mm | 40C40120 | £42.74 |
| | 175mm | 40C40122 | £50.28 |
| | 200mm | 40C40121 | £57.82 |
| | 225mm | 4040127 | £78.20 |
| | 250mm | 4040150 | £84.88 |
|  Support Plate Used underneath the Liner Support Block and Liners above lintel | 150mm | 40SP200 | £53.27 |
| | 175 / 200mm | 40SP250 | £61.87 |
| |  Support Lintel Pair – 1500 x 140 x 140mm. Max load 3250kg | | 40LSL |
|  600mm Rebated Liner Round straight length Liner | 150mm | 4010015 | £45.38 |
| | 175mm | 4010017 | £54.38 |
| | 200mm | 4010020 | £56.62 |
| | 225mm | 4010022 | £73.90 |
| | 250mm | 4010025 | £83.52 |
| 300mm | 4010030 | £107.76 | |

| Product Description | Diameter | Part No. | Price |
|--|-------------|------------|----------------|
|  45° Bend Liner bend used to change flue direction | 150mm | 4010812 | £61.44 |
| | 175mm | 4010815 | £79.66 |
| | 200mm | 4010818 | £82.72 |
| | 225mm | 4010821 | £97.98 |
| | 250mm | 4010824 | £119.82 |
| | 300mm | 4010827 | £150.18 |
|  15° Bend Liner bend used to change flue direction | 150mm | 4010810 | £61.44 |
| | 175mm | 4010813 | £79.66 |
| | 200mm | 4010816 | £83.54 |
| | 225mm | 4010819 | £97.98 |
| | 250mm | 4010822 | £119.82 |
|  30° Bend Liner bend used to change flue direction | 150mm | 4010811 | £61.44 |
| | 175mm | 4010814 | £79.66 |
| | 200mm | 4010817 | £82.72 |
| | 225mm | 4010820 | £97.98 |
| | 250mm | 4010823 | £119.82 |
|  45° T Liner Allows sweeping access below flue connection. 600mm high | 150mm | 40T4510015 | £163.93 |
| | 175mm | 40T4510017 | £170.78 |
| | 200mm | 40T4510020 | £179.43 |
|  Steel Collars Liner collar used for extra support on offsets and cut lengths | 150mm | 4010216 | £6.92 |
| | 175mm | 4010217 | £8.73 |
| | 200mm | 4010220 | £9.00 |
| | 225mm | 4010222 | £10.87 |
| | 250mm | 4010225 | £12.51 |
|  Rebated Access Block Used in conjunction with either the Soot Door or Insulated Plug | 150mm | 4010415 | £25.09 |
| | 175 / 200mm | 4010420 | £47.70 |
|  Leca (50 litres) Used to insulate the pumice liners by backfilling the chimney | | 4050301 | £22.79 |

Free standing stove with DM installation

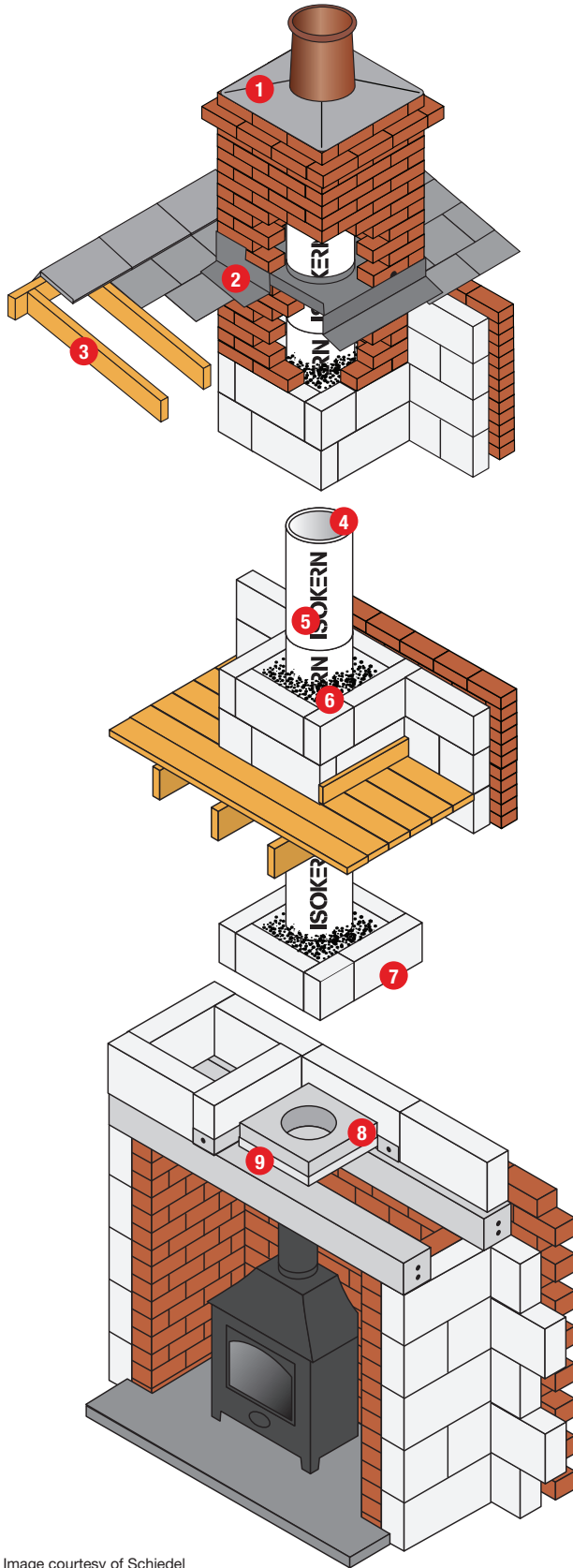



















Image courtesy of Schiedel

- | | |
|---|---|
| 1 Sand/Cement flaunching around flue under or chimney pot | 5 Standard flue liners with socket uppermost |
| 2 Lead tray and flashing | 6 Void filled with Leca insulation mix |
| 3 Structural timber 40mm from outside of chimney or 200mm from inside flue liner | 7 7N Blockwork |
| 4 Joints sealed with lip glue | 8 Support block for stove connection |
| | 9 Support plate |

| Product Description | Diameter | Part No. | Price |
|---|-------------|-----------|---------|
|  Lip Glue Powdered pumice when mixed with water creates a glue for all joints | | 4050303 | £19.01 |
| DM36 | | | |
|  Stainless Steel Adaptor Adaptor from connecting flue pipe to Support Block | 150mm | 40U00150 | £72.89 |
|  Increasing Stainless Steel Adaptor Increasing Adaptor from connecting flue pipe to Liner Support Block | 125 – 150mm | 40I125150 | £81.64 |
|  Support Block 360mm Square Support Block with lower spigot for Adaptor connection | 150mm | 4040124 | £57.73 |
|  Starter Flue Block 125mm high Used as the first block after the Support Block for the DM system to build up from | 150mm | 40S801501 | £28.44 |
|  360mm Square Casing 250mm high Outer casing used around every Flue Block | 150mm | 40S803636 | £33.06 |
|  Flue Block 250mm high Used inside the casings to create the inner liner | 150mm | 40S801525 | £28.44 |
|  360mm Square Access Casing 250mm high Square Casing with a 220mm id access hole | 150mm | 40S803637 | £56.68 |
|  360mm Square Casing & Soot Door 250mm high Square casing with soot door 250mm high, requires access block 40S801516 | 150mm | 40S803641 | £212.58 |
|  Access Block 500mm high Two piece inner block with 177mm id access hole | 150mm | 40S801516 | £73.15 |
|  45° Flue Entry Kit 4 Part Entry Kit allows entry into the system at a 135° angle 500mm high | 150mm | 40S803645 | £193.90 |
|  Offset Block 150mm high Used to create offsets within stack – equivalent of 30° angle 86mm offset per block | 150mm | 4080143 | £75.19 |

| Product Description | Diameter | Part No. | Price |
|--|----------|----------|--------|
|  Corbel for Brickwork 75mm high 570mm Square Corbel for brickwork – used at rafter height to start brick stack surround | 150mm | 4080113 | £75.19 |
|  Capping for Render Top Capping for use when rendering stack | 150mm | 4080320 | £66.73 |
|  Capping for Brickwork Top Capping for use on brickwork surrounding stack | 150mm | 4080321 | £98.21 |
|  Wall Tie Attaches external chimneys to structure at max intervals of 1.5m – 2 must be used each time | | 40CT0001 | £8.96 |
|  1m Reinforcement Rod Steel Reinforcement Rods needed for chimneys where height exceeds 1400mm above roof line see brochure for full details. | | 4040300 | £13.45 |
|  Lip Glue Powdered pumice when mixed with water creates a glue for all joints | | 4050303 | £19.01 |

| DM44 | | | |
|--|-------------|-----------|--------|
|  Stainless Steel Adaptor Adaptor from connecting flue pipe to Support Block | 200mm | 40U00200 | £80.29 |
|  Increasing Stainless Steel Adaptor Increasing Adaptor from connecting flue pipe to Liner Support Block | 150 – 200mm | 40I150200 | £92.75 |
| | 175 – 200mm | 40I175200 | £92.75 |
|  Support Block 440mm Square Support Block with lower spigot for Adaptor connection | 180mm | 4040126 | £73.73 |
| | 200mm | 4040128 | £75.12 |
|  Starter Flue Block 150mm high Used as the first block after the Support Block for the DM system to build up from | 180mm | 40S70226 | £32.11 |
| | 200mm | 40S70221 | £32.73 |
|  440mm Square Casing 300mm high Outer casing used around every Flue Block | 180 / 200mm | 40S44433 | £47.89 |
|  Flue Block 300mm high Used inside the casings to create the inner liner | 180mm | 40S70218 | £36.84 |
| | 200mm | 40S70220 | £37.78 |

Free standing stove with external chimney and preformed flue entry kit

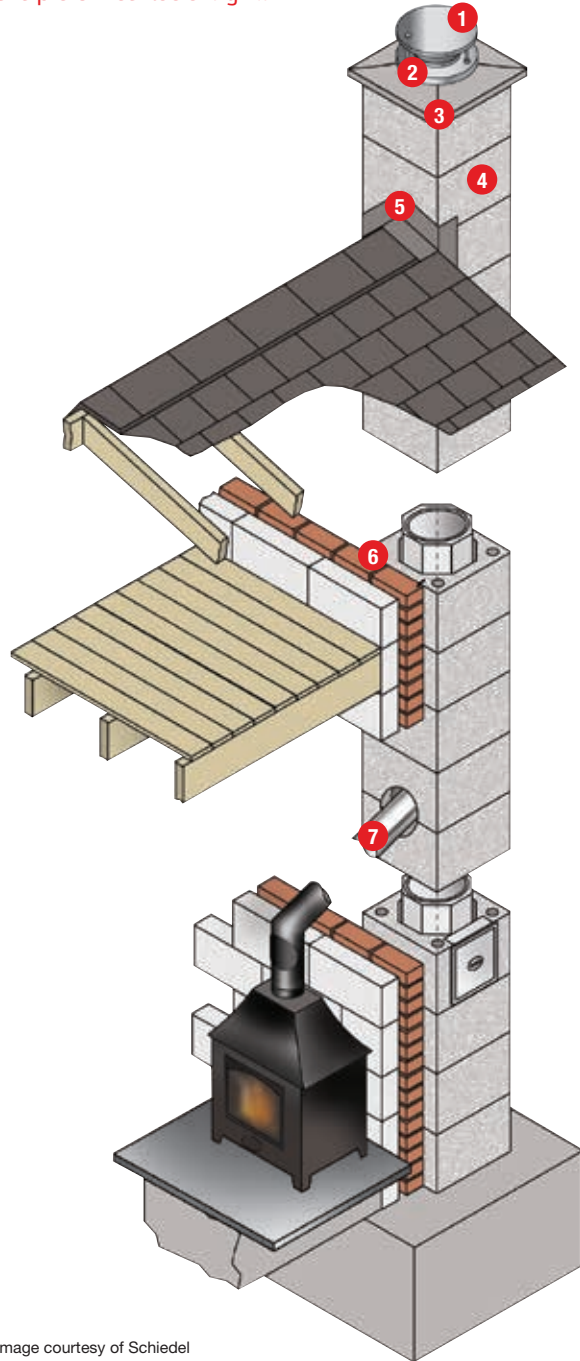


Image courtesy of Schiedel

- 1 Raincap
- 2 Top ring
- 3 Casing rendered above roof
- 4 Capping for rendered chimney stack
- 5 Lead flashing
- 6 2 x casing ties at maximum intervals of 1.5 metres
- 7 Flue pipe fitted into access casing at 45°

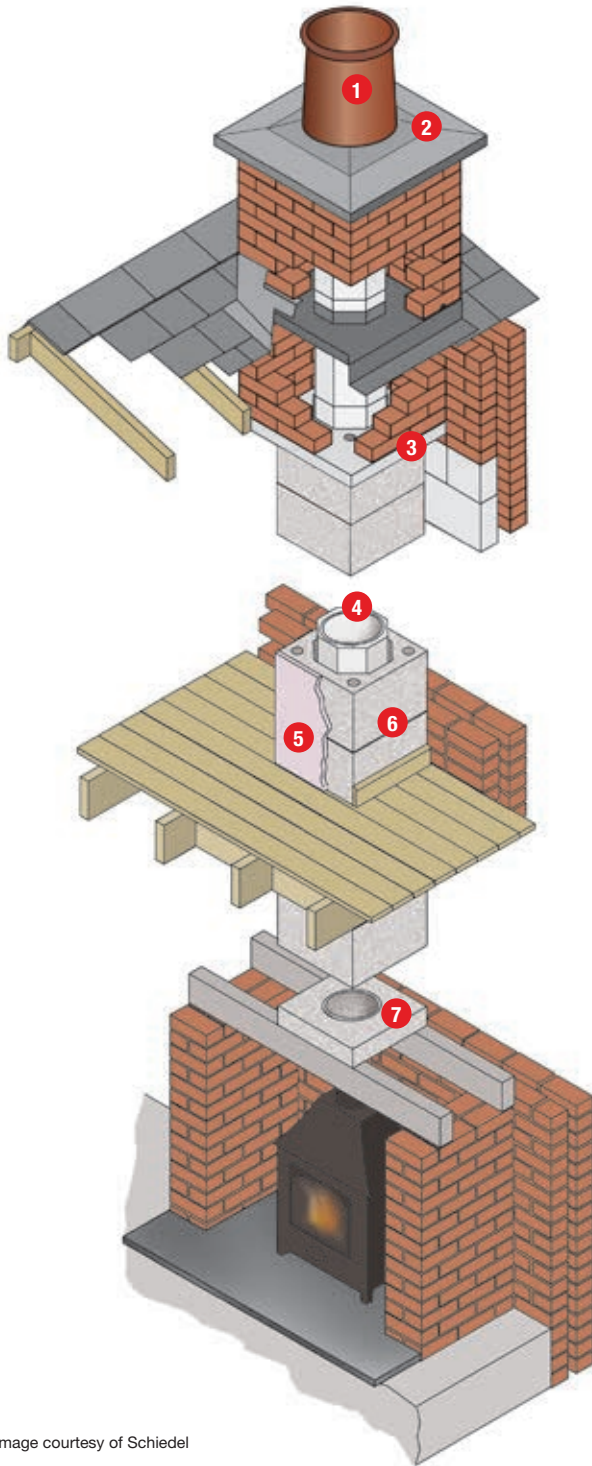









Image courtesy of Schiedel

- 1 Chimney Pot
- 2 Capping for brick chimney stack
- 3 Corbel for brick stock
- 4 Flue blocks installed with socket uppermost
- 5 Outer casings dry lined or plastered
- 6 Staggered joints between casing and flue block
- 7 Support block and adaptor for connection to stove pipe

| Product Description | Diameter | Part No. | Price |
|--|-------------|----------|---------|
|  440mm Square Access Casing 300mm high Square Casing with a 220mm id access hole | 180 / 200mm | 40S44437 | £75.03 |
|  440mm Square Casing & Soot Door 300mm high Square casing with soot door 300mm high, requires access block | 180 – 200mm | 40S44441 | £212.39 |
|  Access Block 600mm high Two piece inner block with access hole | 180mm | 40S70231 | £94.63 |
| | 200mm | 40S70227 | £96.54 |
|  45° Flue Entry Kit 4 Part Entry Kit allows entry into the system at a 135° angle 500mm high | 180mm | 40S44446 | £217.20 |
| | 200mm | 40S44445 | £217.20 |
|  Offset Block 150mm high Used to create offsets within stack – equivalent of 30° angle 86mm offset per block | 200mm | 4040129 | £84.19 |
|  Offset Block 100mm high Used to create offsets within stack – equivalent of 30° angle 56mm offset per block | 180mm | 4040139 | £74.10 |
| | 200mm | 4040130 | £74.10 |
|  Corbel for Brickwork 75mm high 650mm Square Corbel for brickwork – used at rafter height to start brick stack surround | 180 / 200mm | 4040110 | £98.15 |
|  Offset Corbel for Brickwork 75mm high 650mm x 560mm Corbel for brickwork – used at rafter height to start brick stack surround | 180 / 200mm | 4040114 | £98.15 |












Do you need?











Chimney Cows

See page 5.5 – 5.6



| Product Description | Diameter | Part No. | Price |
|--|-------------|----------|----------------|
|  T Corbel for Brickwork 75mm high 740mm T Corbel for external brickwork – used at rafter height to start brick stack surround | 180 / 200mm | 4040115 | £159.57 |
|  Capping for Render Top Capping for use when rendering stack | 180 / 200mm | 4040320 | £72.73 |
|  Capping for Brickwork Top Capping for use on brickwork surrounding stack | 180 / 200mm | 4040321 | £98.15 |
|  Wall Tie Attaches external chimneys to structure at max intervals of 1.5m 2 must be used each time | | 40CT0001 | £8.96 |
|  1m Reinforcement Rod Steel Reinforcement Rods needed for chimneys where height exceeds 1400mm above roof line see brochure for full details. | | 4040300 | £12.22 |
|  Lip Glue Powdered pumice when mixed with water creates a glue for all joints | | 4050303 | £19.01 |
| DM54 | | | |
|  Stainless Steel Adaptor Adaptor from connecting flue pipe to Support Block | 300mm | 40U00300 | £217.57 |
|  Support Block 545mm Square Support Block with lower spigot for Adaptor connection | 300mm | 4040160 | £91.80 |
|  Starter Flue Block 150mm high Used as the first block after the Support Block for the DM system to build up from | 300mm | 40S70002 | £45.56 |
| | 345mm | 40S70003 | £45.56 |
|  540mm Square Casing 300mm high Outer casing used around every Flue Block | 300 / 345mm | 40S45433 | £84.66 |
|  Flue Block 300mm high Used inside the casings to create the inner liner | 300mm | 40S70230 | £49.40 |
| | 345mm | 40S70235 | £50.12 |

| Product Description | Diameter | Part No. | Price |
|--|-------------|----------|------------------|
|  Offset Block 150mm high Used to create offsets within stack – equivalent of 30° angle 86mm offset per block | 300mm | 4040133 | £101.84 |
| | 345mm | 4040136 | £101.84 |
|  Corbel for Brickwork 75mm high 800mm Square Corbel for brickwork – used at rafter height to start brick stack surround | 300 / 345mm | 4040111 | £115.46 |
|  Capping for Render Top Capping for use when rendering stack | 300 / 345mm | 4040322 | £89.25 |
|  Capping for Brickwork Top Capping for use on brickwork surrounding stack | 300 / 345mm | 4040323 | £105.61 |
|  Wall Tie Attaches external chimneys to structure at max intervals of 1.5m 2 must be used each time | | 40CT0001 | £8.96 |
|  1m Reinforcement Rod Steel Reinforcement Rods needed for chimneys where height exceeds 1400mm above roof line see brochure for full details. | | 4040300 | £13.45 |
|  Lip Glue Powdered pumice when mixed with water creates a glue for all joints | | 4050303 | £19.01 |
| Firechests / Gathers | | | |
|  Magnum Firechest 500 For use with 200mm internal flue diameter – liners or DM systems | | 4080120 | £1,143.30 |
|  Magnum Firechest 950 For use with 350mm internal flue diameter – liners or DM systems | | 4082036 | £1,195.13 |
|  Magnum Firechest 1100 For use with 350mm internal flue diameter – liners or DM systems | | 4082042 | £1,603.62 |
|  Magnum Firechest 1200 For use with 350mm internal flue diameter – liners or DM systems | | 4082048 | £2,011.01 |

| Product Description | Diameter | Part No. | Price |
|---|----------|----------|----------------|
|  Standard Firechest Firechest for open fire 660mm High x 690mm Wide. | | 4085022 | £240.50 |
|  Standard Liner Gather Gather for use with Standard Firechest using Rebated Liners | | 4085020 | £236.82 |
|  DM44 Gather Gather for use with Standard Firechest using DM44 Chimney System | | 4085021 | £236.82 |
|  Concrete Gather For use with existing fireplace opening | 200mm | 40C15 | £106.85 |
|  Concrete Gather For use with existing fireplace opening | 225mm | 40C16 | £106.85 |
|  Concrete Gather For use with existing fireplace opening | 250mm | 40C17 | £173.37 |
|  Concrete Gather For use with existing fireplace opening | 300mm | 40C18 | £178.08 |
|  Firebrick 230 x 114 x 25mm Buff Used to line Firechest sides | | 4000179 | £3.38 |
|  Firebrick 230 x 114 x 50mm Buff Used to line Firechest base | | 4000180 | £6.26 |
|  Firebrick Mortar 20kg Used to adhere firebricks to firechest | | 4050383 | £59.37 |



Do you need?

Chimney Pots

See page 5.9 or for a wider selection speak to our Sales Team



| Lip Glue Chart | | | |
|---------------------------------------|------------------------|---------------------|------------------------|
| Int. Diameter of Liners & Flue Blocks | Ext. Diameter of Liner | Int. Area of Liner | Approx. Joints per Bag |
| 150mm | 200mm | 177cm ² | 16 |
| 175mm | 235mm | 240cm ² | 14 |
| 200mm | 250mm | 314cm ² | 12 |
| 225mm | 285mm | 397cm ² | 11 |
| 250mm | 310mm | 491cm ² | 10 |
| 300mm | 360mm | 707cm ² | 9 |
| 350mm | 416mm | 962cm ² | 7 |
| 400mm | 470mm | 1256cm ² | 6 |
| 450mm | 530mm | 1590cm ² | 5 |
| 500mm | 590mm | 1963cm ² | 5 |
| 600mm | 710mm | 2826cm ² | 4 |
| DM36 Casing | | | 6 |
| DM44 Casing | | | 5 |
| DM54 Casing | | | 4 |
| DM36 Offset Blocks | | | 5 |
| DM44 Offset Blocks | | | 4 |
| DM54 Offset Blocks | | | 3 |

| Leca Calculation | | | |
|------------------------|------------------------|----------------------|-----------------------|
| Int. Diameter of Liner | Ext. Diameter of Liner | Int. Size of Chimney | Bags per Linear Metre |
| 150mm | 200mm | 235 x 235mm | 0.48 |
| 150mm | 200mm | 235 x 350mm | 1.02 |
| 150mm | 200mm | 350 x 350mm | 1.82 |
| 175mm | 235mm | 350 x 350mm | 1.58 |
| 175mm | 235mm | 350 x 460mm | 2.35 |
| 175mm | 235mm | 460 x 460mm | 3.36 |
| 200mm | 250mm | 350 x 350mm | 1.47 |
| 200mm | 250mm | 350 x 460mm | 2.24 |
| 200mm | 250mm | 460 x 460mm | 3.25 |
| 225mm | 285mm | 350 x 350mm | 1.17 |
| 225mm | 285mm | 350 x 460mm | 1.94 |
| 225mm | 285mm | 460 x 460mm | 2.96 |
| 250mm | 310mm | 350 x 350mm | 0.94 |
| 250mm | 310mm | 350 x 460mm | 1.71 |
| 250mm | 310mm | 460 x 460mm | 2.72 |
| 300mm | 360mm | 460 x 460mm | 2.2 |
| 300mm | 360mm | 460 x 575mm | 3.25 |
| 300mm | 360mm | 575 x 575mm | 4.58 |
| 350mm | 416mm | 460 x 460mm | 1.51 |
| 350mm | 416mm | 460 x 575mm | 2.57 |
| 350mm | 416mm | 575 x 575mm | 3.89 |
| 400mm | 470mm | 575 x 575mm | 3.14 |






| Firebrick Chart | | | | |
|--------------------------|-------------------|-------------------|----------|------------------|
| Size of Magnum Firechest | 25mm Thick Bricks | 50mm Thick Bricks | Lip Glue | Firebrick Mortar |
| 500 | Included | Included | 2 | Included |
| 950 | 40 | 34 | 5 | 2 |
| 1100 | 40 | 44 | 6 | 2 |
| 1200 | 40 | 48 | 6 | 2 |

Ceramic

Suitable for: Woodburning, Solid Fuel, Gas & Oil

Designation Number: High temperature A1 N1 (T600 N1 G) Low temperature D4 N1 (T200 N1 WC O)

| Condensing | Locking Bands Req. | Locking Bands Inc. | Material | Insulation Thickness | Manufacturer | Manufactured in the UK | Warranty |
|------------|---------------------|--------------------|----------|----------------------|--------------|------------------------|----------|
| ✓ | ✓ Only for Bends | ✗ | Ceramic | - | Schiedel | ✗ | - |

| Product Description | Diameter | Part No. | Price |
|---|----------|----------|---------|
| Liner & Accessories | | | |
|  330mm Liner | 160mm | 4406025 | £30.74 |
| | 200mm | 4408025 | £30.74 |
|  45° Bend | 160mm | 4406022 | £101.58 |
| | 200mm | 4408022 | £53.93 |
|  30° Bend | 160mm | 4406023 | £101.58 |
| | 200mm | 4408023 | £53.93 |
|  37.5° Bend | 160mm | 4406024 | £101.58 |
|  Insp Pipe with Inner Soot Door | 160mm | 4406013 | £74.20 |
|  Outer Soot Door | 160mm | 4406055 | £130.41 |
|  135° Tee Liner | 160mm | 4406044 | £55.17 |
| | | | |
|  Steel Collar | 160mm | 4406235 | £14.86 |
| | 200mm | 4408235 | £18.62 |
|  Rapid Joint Sealant | | 4400766 | £21.61 |

| Product Description | Diameter | Part No. | Price |
|--|-------------|-----------|---------|
|  Base Stone with Drain | 160mm | 4406056 | £41.99 |
|  Stainless Steel Adaptor Adaptor from connecting flue pipe to Support Block | 160mm | 40U00150 | £72.89 |
| | 180mm | 40U00175 | £105.23 |
| | 200mm | 40U00200 | £80.29 |
|  Increasing Stainless Steel Adaptor Increasing Adaptor from connecting flue pipe to Liner Support Block | 125-150mm | 40I125150 | £81.64 |
| | 150-175mm | 40I150175 | £92.75 |
| | 150-200mm | 40I150200 | £92.75 |
|  Liner Support Block Square Support Block with lower spigot for Adaptor connection | 160mm | 40C40120 | £42.74 |
| | 180mm | 40C40122 | £50.28 |
| | 200mm | 40C40121 | £57.82 |
|  Support Plate Used underneath the Liner Support Block and Liners above lintel | 160mm | 40SP200 | £53.27 |
| | 180 / 200mm | 40SP250 | £61.87 |
|  Light Expanded Clay Aggregate Backfill Insulation (50 litre) | | 4050301 | £22.79 |