

Pumice







Isokern – Pumice Liner & Chimney System	4.2
Ceramic – Pumice Liner System	4.8

Isokern

Suitable for: Woodburning, Solid Fuel, Gas & Oil

Designation Number: DM system – T450 N1 D 3 G(00), Liner system – T600 N2 D 3 G

Condensing	Locking Bands Req.	Locking Bands Inc.	Distance to Combustibles	Material	Insulation Thickness	Manufacturer	Manufactured in the UK	Warranty
✗	✓ Only for Bends	✗	0 on straight systems with ventilated terminal, 38mm on offset & unventilated systems	Pumice	–	Schiedel	✗	10 years

Product Description	Diameter	Part No.	Price
Liner & Accessories			
	Stainless Steel Adaptor Adaptor from connecting flue pipe to Support Block	125mm 40U00130	£62.17
		150mm 40U00150	£69.42
		175mm 40U00175	£100.22
		200mm 40U00200	£76.47
		225mm 40U00225	£118.20
		250mm 40U00250	£157.40
	Increasing Stainless Steel Adaptor Increasing Adaptor from connecting flue pipe to Liner Support Block	125 – 150mm 40I125150	£77.75
		150 – 175mm 40I150175	£88.33
		150 – 200mm 40I150200	£88.33
		175 – 200mm 40I175200	£88.33
		200 – 225mm 40I200225	£101.50
	Liner Support Block Square Support Block with lower spigot for Adaptor connection	150mm 40C40120	£40.70
		175mm 40C40122	£47.89
		200mm 40C40121	£55.07
		225mm 40C40127	£74.48
		250mm 40C40150	£80.84
		300mm 40C40160	£87.43
	Support Plate Used underneath the Liner Support Block and Liners above lintel	150mm 40SP200	£50.73
		175 / 200mm 40SP250	£58.92
	Support Lintel Pair – 1500 x 140 x 140mm. Max load 3250kg	40LSL	£161.25
	600mm Rebated Liner Round straight length Liner	150mm 4010015	£43.22
		175mm 4010017	£51.79
		200mm 4010020	£53.92
		225mm 4010022	£70.38
		250mm 4010025	£79.54
		300mm 4010030	£102.63

Product Description	Diameter	Part No.	Price
	45° Bend Liner bend used to change flue direction	150mm 4010812	£58.51
		175mm 4010815	£75.87
		200mm 4010818	£78.78
		225mm 4010821	£93.31
		250mm 4010824	£114.11
		300mm 4010827	£143.03
	15° Bend Liner bend used to change flue direction	150mm 4010810	£58.51
		175mm 4010813	£75.87
		200mm 4010816	£79.56
		225mm 4010819	£93.31
		250mm 4010822	£114.11
		300mm 4010825	£143.03
	30° Bend Liner bend used to change flue direction	150mm 4010811	£58.51
		175mm 4010814	£75.87
		200mm 4010817	£78.78
		225mm 4010820	£93.31
		250mm 4010823	£114.11
		300mm 4010826	£143.03
	45° T Liner Allows sweeping access below flue connection. 600mm high	150mm 40T4510015	£156.12
		175mm 40T4510017	£162.65
		200mm 40T4510020	£170.89
	Steel Collars Liner collar used for extra support on offsets and cut lengths	150mm 4010216	£6.59
		175mm 4010217	£8.31
		200mm 4010220	£8.57
		225mm 4010222	£10.35
		250mm 4010225	£11.91
		300mm 4010230	£14.28
	Rebated Access Block Used in conjunction with either the Soot Door or Insulated Plug	150mm 4010415	£23.90
		175 / 200mm 4010420	£45.43
	Leca (50 litres) Used to insulate the pumice liners by backfilling the chimney	4050301	£21.70

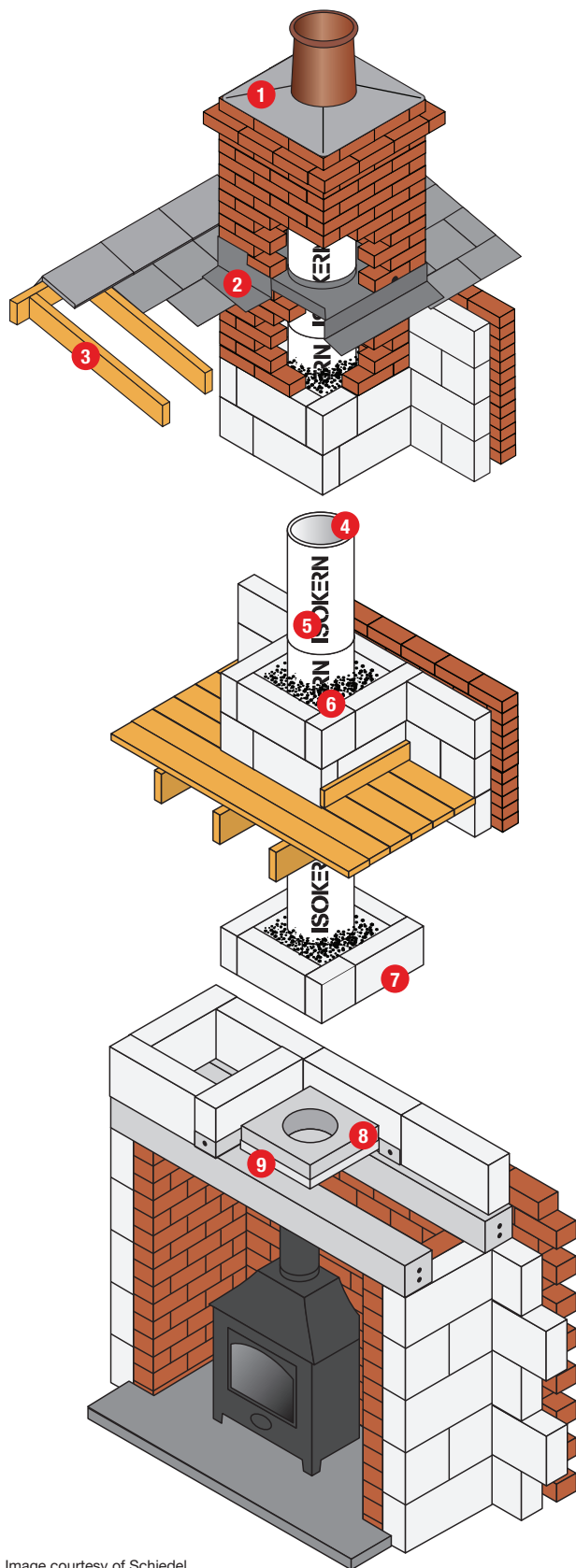

























Image courtesy of Schiedel

- | | |
|---|---|
| 1 Sand/Cement flaunching around flue under or chimney pot | 5 Standard flue liners with socket uppermost |
| 2 Lead tray and flashing | 6 Void filled with Leca insulation mix |
| 3 Structural timber 40mm from outside of chimney or 200mm from inside flue liner | 7 7N Blockwork |
| 4 Joints sealed with lip glue | 8 Support block for stove connection |
| | 9 Support plate |

Product Description	Diameter	Part No.	Price
 Lip Glue Powdered pumice when mixed with water creates a glue for all joints		4050303	£18.10
DM36			
 Stainless Steel Adaptor Adaptor from connecting flue pipe to Support Block	150mm	40U00150	£69.42
 Increasing Stainless Steel Adaptor Increasing Adaptor from connecting flue pipe to Liner Support Block	125 – 150mm	40I125150	£77.75
 Support Block 360mm Square Support Block with lower spigot for Adaptor connection	150mm	4040124	£54.98
 Starter Flue Block 125mm high Used as the first block after the Support Block for the DM system to build up from	150mm	40S801501	£27.09
 360mm Square Casing 250mm high Outer casing used around every Flue Block	150mm	40S803636	£31.49
 Flue Block 250mm high Used inside the casings to create the inner liner	150mm	40S801525	£27.09
 360mm Square Access Casing 250mm high Square Casing with a 220mm id access hole	150mm	40S803637	£53.98
 360mm Square Casing & Soot Door 250mm high Square casing with soot door 250mm high, requires access block 40S801516	150mm	40S803641	£202.46
 Access Block 500mm high Two piece inner block with 177mm id access hole	150mm	40S801516	£69.67
 45° Flue Entry Kit 4 Part Entry Kit allows entry into the system at a 135° angle 500mm high	150mm	40S803645	£184.67
 Offset Block 150mm high Used to create offsets within stack – equivalent of 30° angle 86mm offset per block	150mm	4080143	£71.61

Product Description	Diameter	Part No.	Price
 Corbel for Brickwork 75mm high 570mm Square Corbel for brickwork – used at rafter height to start brick stack surround	150mm	4080113	£71.61
 Capping for Render Top Capping for use when rendering stack	150mm	4080320	£63.55
 Capping for Brickwork Top Capping for use on brickwork surrounding stack	150mm	4080321	£93.53
 Wall Tie Attaches external chimneys to structure at max intervals of 1.5m – 2 must be used each time		40CT0001	£8.53
 1m Reinforcement Rod Steel Reinforcement Rods needed for chimneys where height exceeds 1400mm above roof line see brochure for full details.		4040300	£12.81
 Lip Glue Powdered pumice when mixed with water creates a glue for all joints		4050303	£18.10
DM44			
 Stainless Steel Adaptor Adaptor from connecting flue pipe to Support Block	200mm	40U00200	£76.47
 Increasing Stainless Steel Adaptor Increasing Adaptor from connecting flue pipe to Liner Support Block	150 – 200mm	40I150200	£88.33
	175 – 200mm	40I175200	£88.33
 Support Block 440mm Square Support Block with lower spigot for Adaptor connection	180mm	4040126	£70.22
	200mm	4040128	£71.54
 Starter Flue Block 150mm high Used as the first block after the Support Block for the DM system to build up from	180mm	40S70226	£30.58
	200mm	40S70221	£31.17
 440mm Square Casing 300mm high Outer casing used around every Flue Block	180 / 200mm	40S44433	£45.61
 Flue Block 300mm high Used inside the casings to create the inner liner	180mm	40S70218	£35.09
	200mm	40S70220	£35.98

Free standing stove with external chimney and preformed flue entry kit

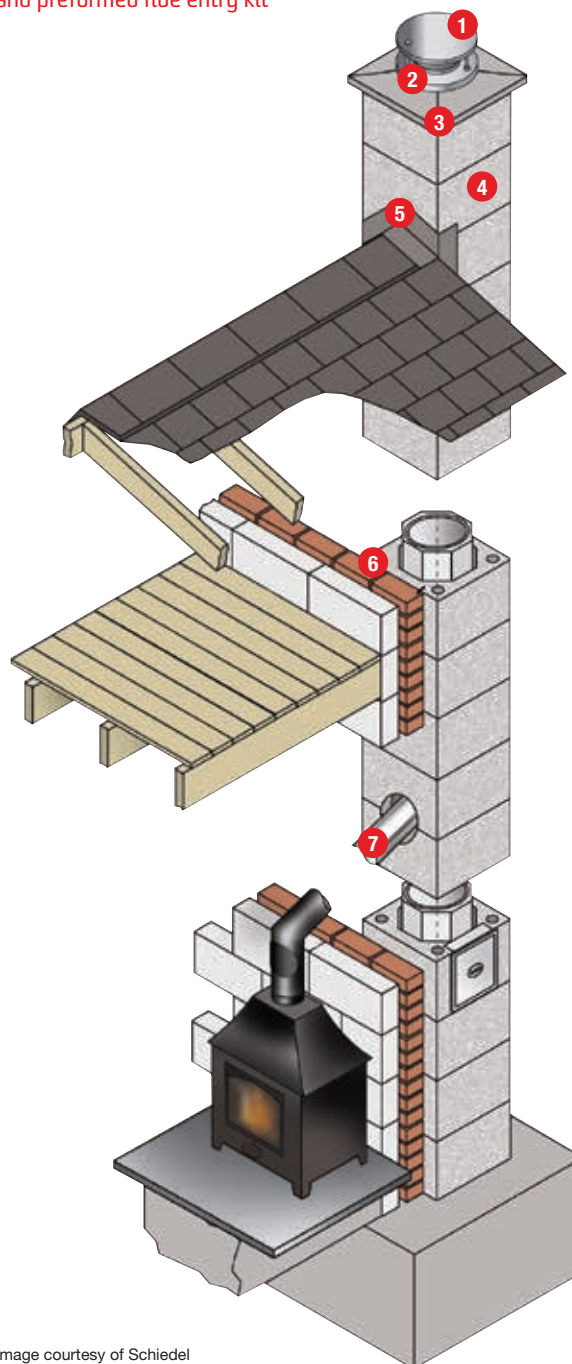


Image courtesy of Schiedel

- 1 Raincap
- 2 Top ring
- 3 Casing rendered above roof
- 4 Capping for rendered chimney stack
- 5 Lead flashing
- 6 2 x casing ties at maximum intervals of 1.5 metres
- 7 Flue pipe fitted into access casing at 45°

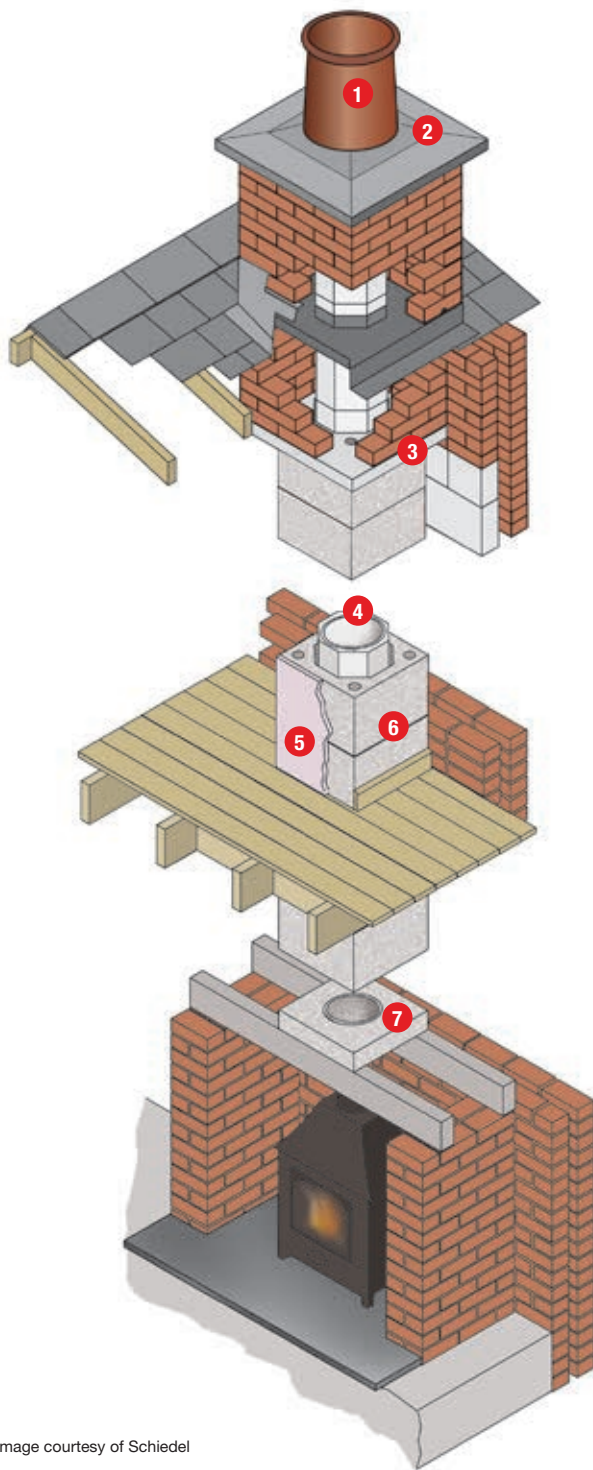










Image courtesy of Schiedel

- 1 Chimney Pot
- 2 Capping for brick chimney stack
- 3 Corbel for brick stock
- 4 Flue blocks installed with socket uppermost
- 5 Outer casings dry lined or plastered
- 6 Staggered joints between casing and flue block
- 7 Support block and adaptor for connection to stove pipe

Product Description	Diameter	Part No.	Price
 440mm Square Access Casing 300mm high Square Casing with a 220mm id access hole	180 / 200mm	40S44437	£71.46
 440mm Square Casing & Soot Door 300mm high Square casing with soot door 300mm high, requires access block	180 – 200mm	40S44441	£202.28
 Access Block 600mm high Two piece inner block with access hole	180mm	40S70231	£90.12
	200mm	40S70227	£91.94
 45° Flue Entry Kit 4 Part Entry Kit allows entry into the system at a 135° angle 500mm high	180mm	40S44446	£206.86
	200mm	40S44445	£206.86
 Offset Block 150mm high Used to create offsets within stack – equivalent of 30° angle 86mm offset per block	200mm	4040129	£80.18
 Offset Block 100mm high Used to create offsets within stack – equivalent of 30° angle 56mm offset per block	180mm	4040139	£70.57
	200mm	4040130	£70.57
 Corbel for Brickwork 75mm high 650mm Square Corbel for brickwork – used at rafter height to start brick stack surround	180 / 200mm	4040110	£93.48
 Offset Corbel for Brickwork 75mm high 650mm x 560mm Corbel for brickwork – used at rafter height to start brick stack surround	180 / 200mm	4040114	£93.48











Do you need?











Chimney Cows

See page 5.5 – 5.6



Product Description	Diameter	Part No.	Price
 T Corbel for Brickwork 75mm high 740mm T Corbel for external brickwork – used at rafter height to start brick stack surround	180 / 200mm	4040115	£151.97
 Capping for Render Top Capping for use when rendering stack	180 / 200mm	4040320	£69.27
 Capping for Brickwork Top Capping for use on brickwork surrounding stack	180 / 200mm	4040321	£93.48
 Wall Tie Attaches external chimneys to structure at max intervals of 1.5m 2 must be used each time		40CT0001	£8.53
 1m Reinforcement Rod Steel Reinforcement Rods needed for chimneys where height exceeds 1400mm above roof line see brochure for full details.		4040300	£11.64
 Lip Glue Powdered pumice when mixed with water creates a glue for all joints		4050303	£18.10
DM54			
 Stainless Steel Adaptor Adaptor from connecting flue pipe to Support Block	300mm	40U00300	£207.21
 Support Block 545mm Square Support Block with lower spigot for Adaptor connection	300mm	4040160	£87.43
 Starter Flue Block 150mm high Used as the first block after the Support Block for the DM system to build up from	300mm	40S70002	£43.39
	345mm	40S70003	£43.39
 540mm Square Casing 300mm high Outer casing used around every Flue Block	300 / 345mm	40S45433	£80.63
 Flue Block 300mm high Used inside the casings to create the inner liner	300mm	40S70230	£47.05
	345mm	40S70235	£47.73

Product Description	Diameter	Part No.	Price
 Offset Block 150mm high Used to create offsets within stack – equivalent of 30° angle 86mm offset per block	300mm	4040133	£96.99
	345mm	4040136	£96.99
 Corbel for Brickwork 75mm high 800mm Square Corbel for brickwork – used at rafter height to start brick stack surround	300 / 345mm	4040111	£109.96
 Capping for Render Top Capping for use when rendering stack	300 / 345mm	4040322	£85.00
 Capping for Brickwork Top Capping for use on brickwork surrounding stack	300 / 345mm	4040323	£100.58
 Wall Tie Attaches external chimneys to structure at max intervals of 1.5m 2 must be used each time		40CT0001	£8.53
 1m Reinforcement Rod Steel Reinforcement Rods needed for chimneys where height exceeds 1400mm above roof line see brochure for full details.		4040300	£12.81
 Lip Glue Powdered pumice when mixed with water creates a glue for all joints		4050303	£18.10
Firechests / Gathers			
 Magnum Firechest 500 For use with 200mm internal flue diameter – liners or DM systems		4080120	£1,088.86
 Magnum Firechest 950 For use with 350mm internal flue diameter – liners or DM systems		4082036	£1,138.22
 Magnum Firechest 1100 For use with 350mm internal flue diameter – liners or DM systems		4082042	£1,527.26
 Magnum Firechest 1200 For use with 350mm internal flue diameter – liners or DM systems		4082048	£1,915.25

Product Description	Diameter	Part No.	Price
 Standard Firechest Firechest for open fire 660mm High x 690mm Wide.		4085022	£229.05
 Standard Liner Gather Gather for use with Standard Firechest using Rebated Liners		4085020	£225.54
 DM44 Gather Gather for use with Standard Firechest using DM44 Chimney System		4085021	£225.54
 Concrete Gather For use with existing fireplace opening	200mm	40C15	£101.76
 Concrete Gather For use with existing fireplace opening	225mm	40C16	£101.76
 Concrete Gather For use with existing fireplace opening	250mm	40C17	£165.11
 Concrete Gather For use with existing fireplace opening	300mm	40C18	£169.60
 Firebrick 230 x 114 x 25mm Buff Used to line Firechest sides		4000179	£3.22
 Firebrick 230 x 114 x 50mm Buff Used to line Firechest base		4000180	£5.96
 Firebrick Mortar 20kg Used to adhere firebricks to firechest		4050383	£56.54



Do you need?

Chimney Pots

See page 5.9 or for a wider selection speak to our Sales Team



Lip Glue Chart			
Int. Diameter of Liners & Flue Blocks	Ext. Diameter of Liner	Int. Area of Liner	Approx. Joints per Bag
150mm	200mm	177cm ²	16
175mm	235mm	240cm ²	14
200mm	250mm	314cm ²	12
225mm	285mm	397cm ²	11
250mm	310mm	491cm ²	10
300mm	360mm	707cm ²	9
350mm	416mm	962cm ²	7
400mm	470mm	1256cm ²	6
450mm	530mm	1590cm ²	5
500mm	590mm	1963cm ²	5
600mm	710mm	2826cm ²	4
DM36 Casing			6
DM44 Casing			5
DM54 Casing			4
DM36 Offset Blocks			5
DM44 Offset Blocks			4
DM54 Offset Blocks			3

Leca Calculation			
Int. Diameter of Liner	Ext. Diameter of Liner	Int. Size of Chimney	Bags per Linear Metre
150mm	200mm	235 x 235mm	0.48
150mm	200mm	235 x 350mm	1.02
150mm	200mm	350 x 350mm	1.82
175mm	235mm	350 x 350mm	1.58
175mm	235mm	350 x 460mm	2.35
175mm	235mm	460 x 460mm	3.36
200mm	250mm	350 x 350mm	1.47
200mm	250mm	350 x 460mm	2.24
200mm	250mm	460 x 460mm	3.25
225mm	285mm	350 x 350mm	1.17
225mm	285mm	350 x 460mm	1.94
225mm	285mm	460 x 460mm	2.96
250mm	310mm	350 x 350mm	0.94
250mm	310mm	350 x 460mm	1.71
250mm	310mm	460 x 460mm	2.72
300mm	360mm	460 x 460mm	2.2
300mm	360mm	460 x 575mm	3.25
300mm	360mm	575 x 575mm	4.58
350mm	416mm	460 x 460mm	1.51
350mm	416mm	460 x 575mm	2.57
350mm	416mm	575 x 575mm	3.89
400mm	470mm	575 x 575mm	3.14










Firebrick Chart				
Size of Magnum Firechest	25mm Thick Bricks	50mm Thick Bricks	Lip Glue	Firebrick Mortar
500	Included	Included	2	Included
950	40	34	5	2
1100	40	44	6	2
1200	40	48	6	2

Ceramic

Suitable for: Woodburning, Solid Fuel, Gas & Oil

Designation Number: High temperature A1 N1 (T600 N1 G) Low temperature D4 N1 (T200 N1 WC O)

Condensing	Locking Bands Req.	Locking Bands Inc.	Material	Insulation Thickness	Manufacturer	Manufactured in the UK	Warranty
✓	✓ Only for Bends	✗	Ceramic	–	Schiedel	✗	–

Product Description	Diameter	Part No.	Price
Liner & Accessories			
 330mm Liner	160mm	4406025	£29.28
	200mm	4408025	£29.28
 45° Bend	160mm	4406022	£96.74
	200mm	4408022	£51.36
 30° Bend	160mm	4406023	£96.74
	200mm	4408023	£51.36
 37.5° Bend	160mm	4406024	£96.74
	200mm	4408024	£51.36
 Insp Pipe with Inner Soot Door	160mm	4406013	£70.67
 Outer Soot Door	160mm	4406055	£124.20
 135° Tee Liner	160mm	4406044	£52.54
	200mm	4408044	£52.54
 Steel Collar	160mm	4406235	£14.15
	200mm	4408235	£17.73
 Rapid Joint Sealant		4400766	£20.58

Product Description	Diameter	Part No.	Price
 Base Stone with Drain	160mm	4406056	£39.99
 Stainless Steel Adaptor Adaptor from connecting flue pipe to Support Block	160mm	40U00150	£69.42
	180mm	40U00175	£100.22
	200mm	40U00200	£76.47
 Increasing Stainless Steel Adaptor Increasing Adaptor from connecting flue pipe to Liner Support Block	125-150mm	40I125150	£77.75
	150-175mm	40I150175	£88.33
	150-200mm	40I150200	£88.33
 Liner Support Block Square Support Block with lower spigot for Adaptor connection	160mm	40C40120	£40.70
	180mm	40C40122	£47.89
	200mm	40C40121	£55.07
 Support Plate Used underneath the Liner Support Block and Liners above lintel	160mm	40SP200	£50.73
	180 / 200mm	40SP250	£58.92
 Light Expanded Clay Aggregate Backfill Insulation (50 litre)		4050301	£21.70