



TT21 RANGE

The TT21 range is a stove collection that satisfies all of the modern consumer's needs and requirements. Easy operation and smart cast-iron details, all packaged in a timeless and stylish Scandinavian design – and available at a very reasonable price.

Design:

As a general rule, it is possible to choose between three different versions – steel sides with cast-iron top, with heat-storing soapstone, or with heat-storing sandstone. The TT21 range is available in three different heights and, in addition, details can be added, such as extra heat storage, die-cut glass floor panel or firewood compartment cover with the option of integrated fire tools.

The elegant door handle underlines the clean design. Combined with the unique closing mechanism on the cast-iron door, operated by means of heat-resistant magnets, this guarantees optimum ease of use and a long service life. As an additional option, the handle of the TT21 series is also available in a black coated stainless steel version.

Functions:

The fire is easily controlled using the discreet adjustment handle located under the cast-iron door. The large ash tray with attached lid makes it easy and clean to carry out the ash, when it (rarely) needs to be emptied.


The depth of the combustion chamber provides good, effective firing, while allowing for a large ember layer and preventing ash from blowing out. The stove's top plate, door and combustion chamber base are all made from cast iron, thereby extending the stove's lifespan and enhancing stability.

In newly-built homes without draughts it may be necessary to connect a supply of fresh air from outside to the stove. This is because the air volume that your stove needs for actual combustion may not be provided sufficiently if the only source is the actual room in which the stove is located. This is an option for all of TermaTech's models.

TT21 RANGE

TT21RL

Small details make a big difference. And that is also true of the TT21RL. The stove is just 8 cm lower in height than its big sister, the TT21R. This makes the stove more compact, which may be required where ceilings are low. The firewood compartment is screened by a concealing cover, giving the stove an elegant look. It's so easy to operate the stove that anyone will soon get used to it, which makes it particularly suitable for rental holiday homes.

Energy efficiency class	A+ 
Nominal effect in kW	5
Operating range in kW	3 - 7
Efficiency rate %	83,4
Heats sqm	30 - 120



TT21RL




TT21R

TT21R


The TT21R's elliptical "core" is based on the well-known, tried and tested TT20 range's DNA, but in this version it has been updated with a stylish cast-iron top with associated convection grille, also in cast iron.

The minimalist design is reflected in the elegant cast-iron door, which closes with the aid of two heat-resistant magnets. This avoids moving parts in the door structure, guaranteeing a long lifetime and maintenance-free service. This is a unique solution that TermaTech has used for several years, and is now seen on many wood-burning stoves.

Energy efficiency class	A+ 
Nominal effect in kW	5
Operating range in kW	3 - 7
Efficiency rate %	83,4
Heats sqm	30 - 120

TT21RH

Slim and elegant are the key characteristics of the TT21RH. The essence of the TT21RH is that it is developed to meet the increased demand for a fireplace in a higher position, so that it is easier to watch the flames dancing. The slightly higher version offers a lighter design, and a set of fire tools can be mounted on the inside of the practical firewood compartment cover.

Energy efficiency class	A+ 
Nominal effect in kW	5
Operating range in kW	3 - 7
Efficiency rate %	83,4
Heats sqm	30 - 120



TT21RH

TIMELESS ELEGANCE.
HIGHEST QUALITY AT AN ATTRACTIVE PRICE!



TT21RLS

Compact, rustic and timeless – three words which characterise the TT21RLS. The soapstone cladding is not only striking and impressive, but also has a unique ability to absorb the heat from the fire and radiate it long after the fire has died down. As with the other TT21 models, the door is made from 100% cast iron, which not only gives a rustic look, but also perfectly matches the rough stone. The TT21RLS has a wood compartment cover, giving the stove an elegant look.

Energy efficiency class	A*
Nominal effect in kW	5
Operating range in kW	3 - 7
Efficiency rate %	83,4
Heats sqm	30 - 120



TT21RLS



TT21RHS with soapstone for wood compartment

TT21RHS

The TT21RHS is the top model in the TT21 range. The pictures speak for themselves, but the many highlights of this particular stove include the generous amount of soapstone used, and the clean and timeless design. In principle, TT21RHS is delivered with a practical steel firewood compartment cover, but if your preference is for diamond-polished Brazilian soapstone, the stove is also available with plinth stones in the firewood compartment.

The rough, cast-iron surface, combined with the smooth surface of the stone, reminds us of the earth elements, here beautifully united.

Energy efficiency class	A*
Nominal effect in kW	5
Operating range in kW	3 - 7
Efficiency rate %	83,4
Heats sqm	30 - 120



TT21RHS



TT21RS Black

Energy efficiency class	A*
Nominal effect in kW	5
Operating range in kW	3 - 7
Efficiency rate %	83,4
Heats sqm	30 - 120

TT21RS

TT21RS

The TT21RS wood-burning stove completes your experience of the elements. The crackling flames from the fire combine beautifully with the raw, rustic exterior of the soapstone, as a reminder of the primeval forces of nature. The unique, heat-retaining properties of the soapstone are combined with the design of the elegant, timeless cast-iron door, which closes with the aid of two heat-resistant magnets. This avoids moving parts in the door structure, guaranteeing a long lifetime and maintenance-free function. The handle "cools down" with the aid of convection, so it can always be operated without needing a glove.

TT21RS BLACK

If you prefer the design of a black stove, but still desire the excellent heat-retention qualities of the soapstone, as a completely unique feature we have combined the two stoves by painting the soapstone black.



TT21SA

Would you like a wood-burning stove with a warm look? The TT21SA may be the stove you're looking for. The stove has beautiful sandstone cladding, with the heat-storage properties we are familiar with from soapstone.

TT21SA is delivered in a black stove colour, black handle, with sandstone cladding.

Energy efficiency class	A*
Nominal effect in kW	5
Operating range in kW	3 - 7
Efficiency rate %	83,4
Heats sqm	30 - 120

TT21SA